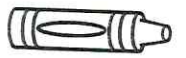


Color the set with more.




Read the number.

# April Showers

Spring Fling!  
Less than/Greater than

Name \_\_\_\_\_



20

19

Blank handwriting lines for the number 19.

17

16

Blank handwriting lines for the number 16.

14

13

Blank handwriting lines for the number 13.

11

10

Blank handwriting lines for the number 10.

8

7

Blank handwriting lines for the number 7.

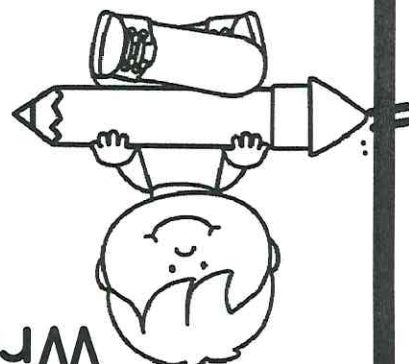
5

4

Blank handwriting lines for the number 4.

2

1



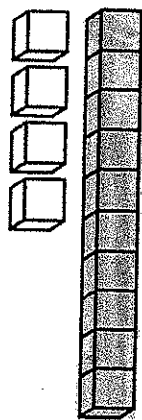
Write the missing numbers.

Name: \_\_\_\_\_

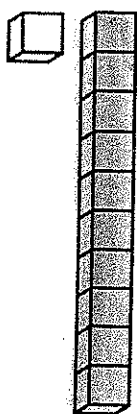
Name \_\_\_\_\_

Directions: Count the base ten blocks in each box. Circle the number that is shown.

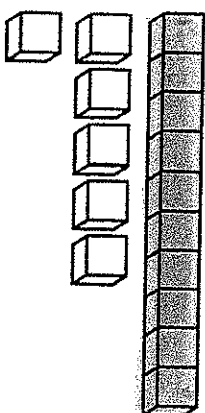
I can make the numbers from 11-19 by telling that I have ten and \_\_\_ more.  
(C.K.Nbt.1)



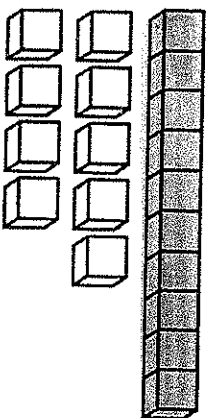
13 14 15



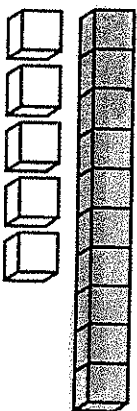
11 12 10



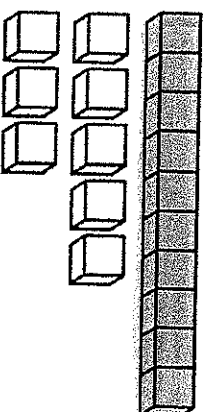
16 15 17



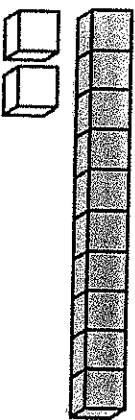
17 18 19



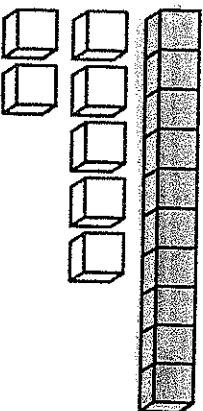
14 16 15



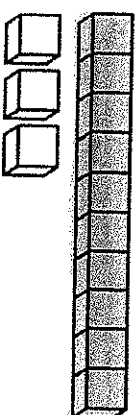
18 17 19



11 12 13



18 16 17



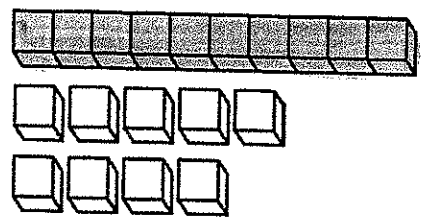
12 13 14

Name \_\_\_\_\_

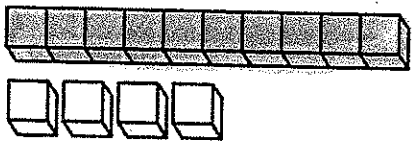
I can make the numbers from 11-19 by telling that I have ten and \_\_\_\_ more.

(CKNb1)

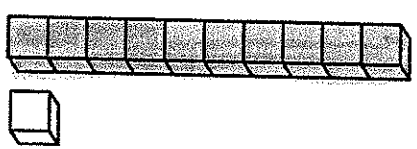
Directions: Count the base ten blocks in each box. Circle the number that is shown.



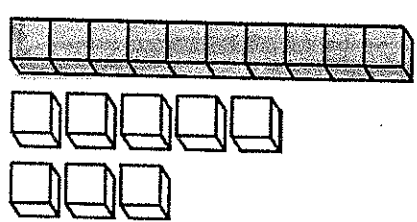
19 18



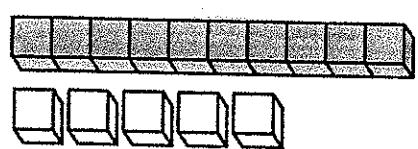
14 13



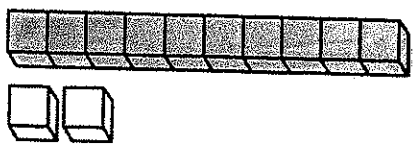
11 10



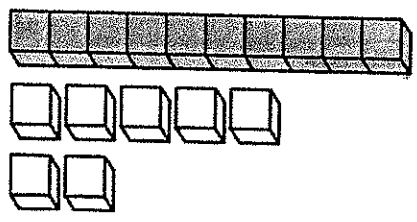
17 18



15 14



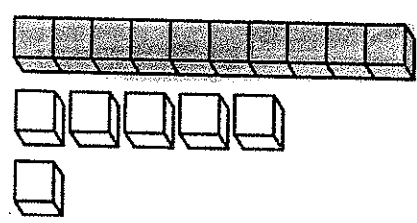
13 12



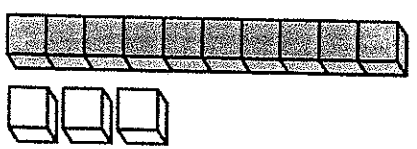
17 16



10 11




17 16

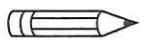


13 14











# Bessie's Blooms




Write how many are in each set.




Add.

$\underline{\quad} = \underline{\quad} + \underline{\quad}$ 	$\underline{\quad} = \underline{\quad} + \underline{\quad}$ 
$\underline{\quad} = \underline{\quad} + \underline{\quad}$ 	$\underline{\quad} = \underline{\quad} + \underline{\quad}$ 
$\underline{\quad} = \underline{\quad} + \underline{\quad}$ 	$\underline{\quad} = \underline{\quad} + \underline{\quad}$ 
$\underline{\quad} = \underline{\quad} + \underline{\quad}$ 	$\underline{\quad} = \underline{\quad} + \underline{\quad}$ 
$\underline{\quad} = \underline{\quad} + \underline{\quad}$ 	$\underline{\quad} = \underline{\quad} + \underline{\quad}$ 




5 = \_\_\_\_\_ + \_\_\_\_\_

\_\_\_\_\_




5 = \_\_\_\_\_ + \_\_\_\_\_

\_\_\_\_\_




5 = \_\_\_\_\_ + \_\_\_\_\_

\_\_\_\_\_




5 = \_\_\_\_\_ + \_\_\_\_\_

\_\_\_\_\_




5 = \_\_\_\_\_ + \_\_\_\_\_

\_\_\_\_\_



5 = \_\_\_\_\_ + \_\_\_\_\_

\_\_\_\_\_

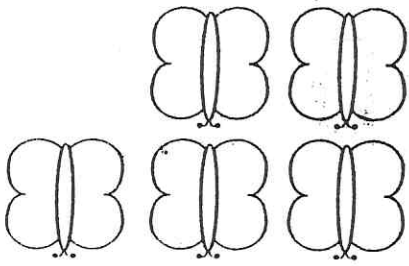


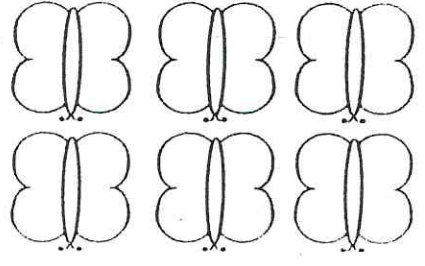
Fill in the five-frame to equal five. Write the number sentence.

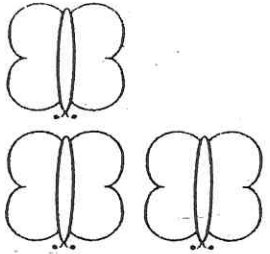
Name: \_\_\_\_\_

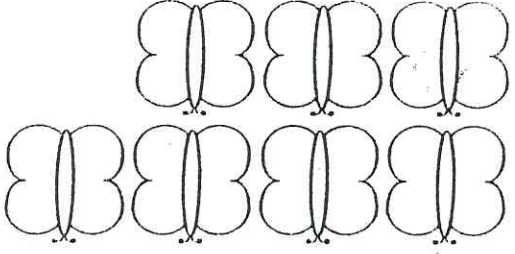
# Butterfly Sets

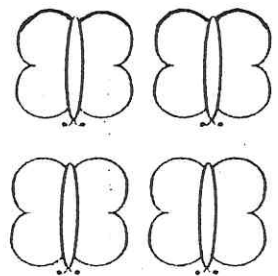
 Write how many in the set. Add.


$$\begin{array}{r} + 2 \\ \hline \end{array}$$



$$\begin{array}{r} + 3 \\ \hline \end{array}$$


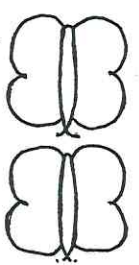
$$\begin{array}{r} + 1 \\ \hline \end{array}$$


$$\begin{array}{r} + 3 \\ \hline \end{array}$$




$$\begin{array}{r} + 2 \\ \hline \end{array}$$


$$\begin{array}{r} + 1 \\ \hline \end{array}$$


$$\begin{array}{r} + 0 \\ \hline \end{array}$$


$$\begin{array}{r} + 1 \\ \hline \end{array}$$



Bonus Box: Draw two sets of butterflies and write an addition fact.

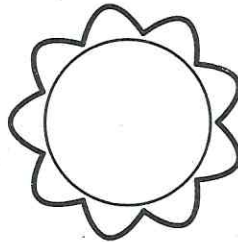


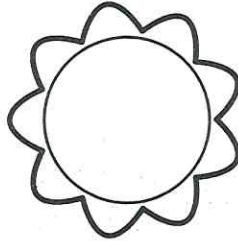
# Plenty of Petals


Add.


Write the answer. 


 =  $2 + 4$

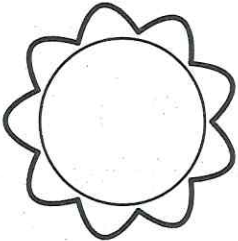
 =  $7 + 3$

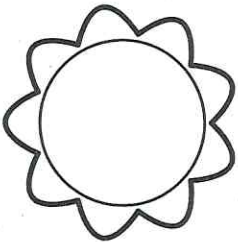
 =  $2 + 3$

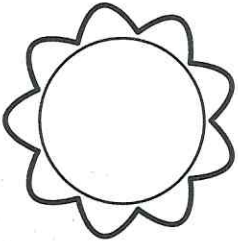
 =  $5 + 5$


 =  $7 + 1$

 =  $3 + 4$

 =  $5 + 3$

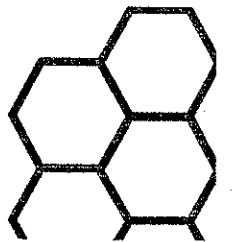
 =  $1 + 6$

 =  $2 + 8$

 =  $6 + 3$







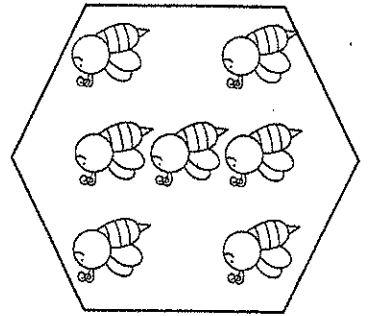
# How Many Bumble Bees Are Left?



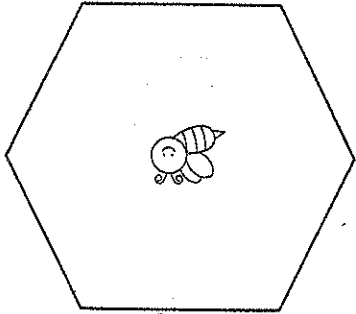
Name: \_\_\_\_\_

Date: \_\_\_\_\_

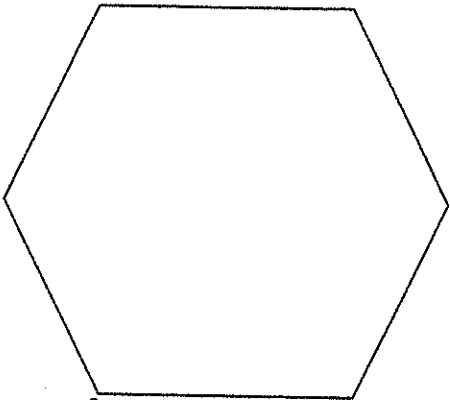
Draw out the total amount of bees and record the number of bees in each honeycomb.



-

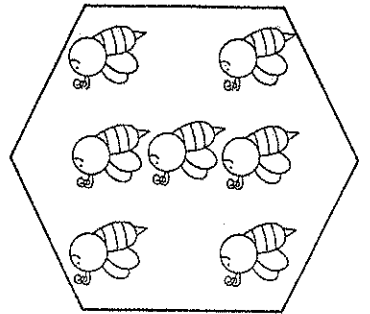


=

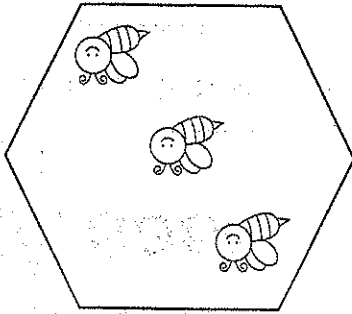


7

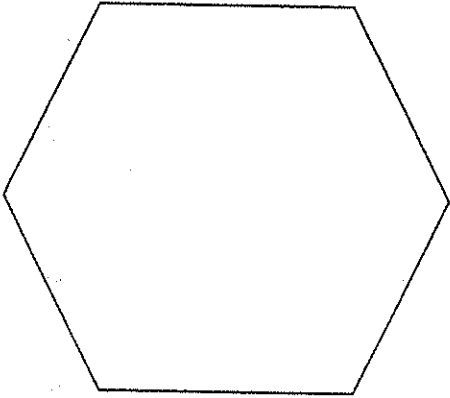
1



-

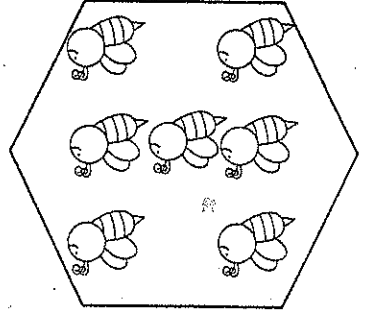


=

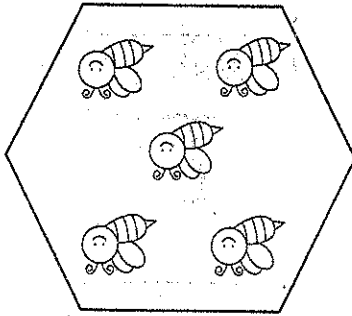


7

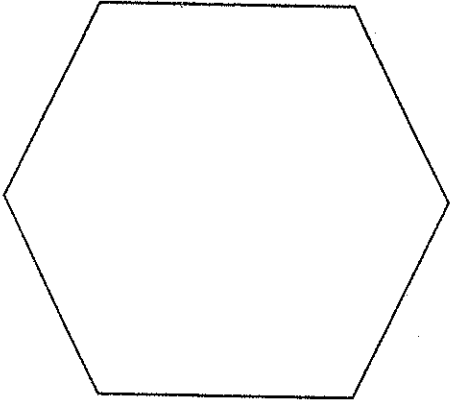
3



-

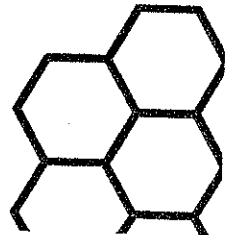
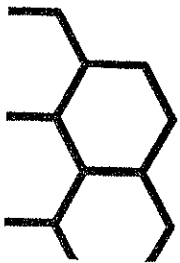


=



7

5



# How Many Bumble Bees Are Left?

Name: \_\_\_\_\_

Date: \_\_\_\_\_

Draw out the total amount of bees and record the number of bees in each honeycomb.

1

=

-

3

=

-


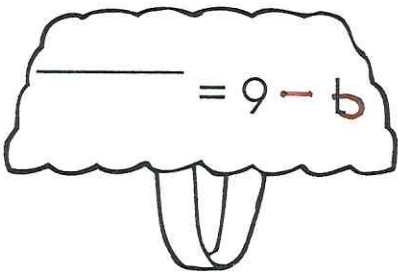
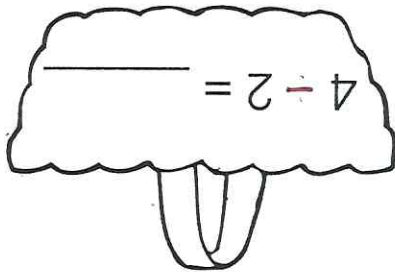
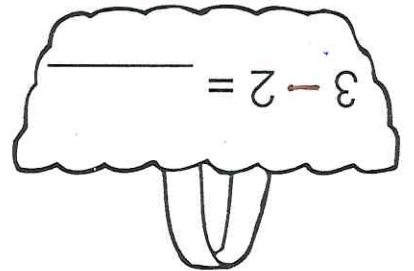
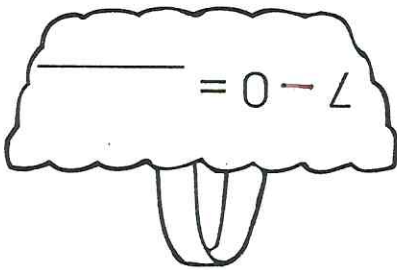
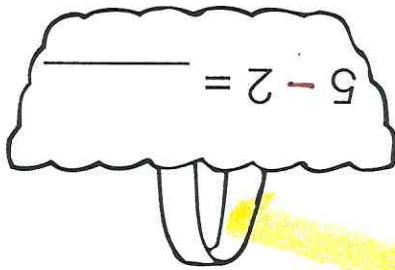
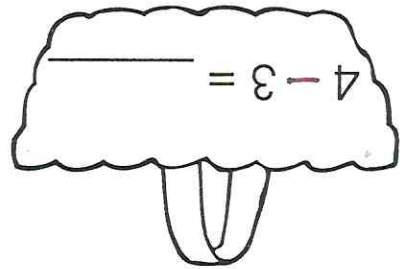
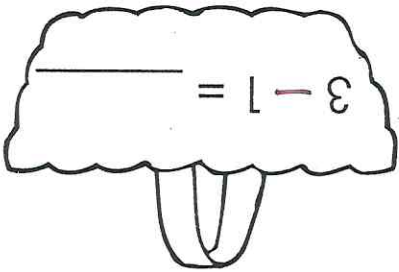
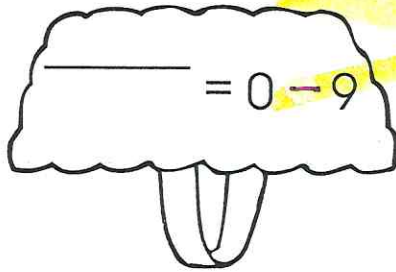
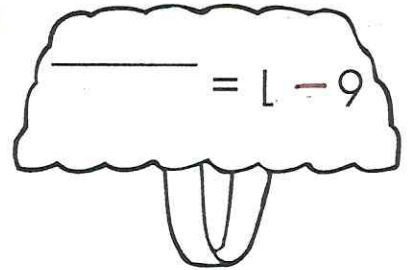
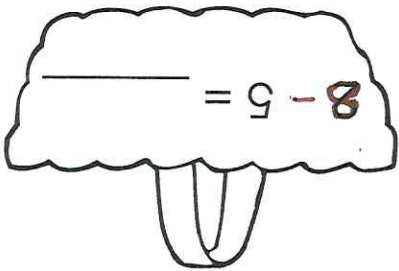
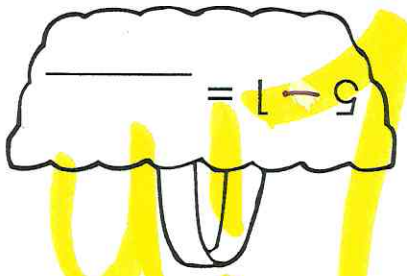
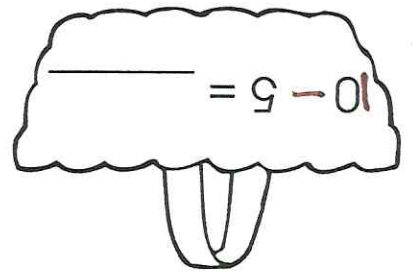

2


=

-

# Baskets Of Berries

Cut out berries.  
Use as counters to solve each problem.  
Write answers.






5 = yellow

4 = blue

3 = green

Color by the code. 

Add.

### Turtle Tunes

$$3 - 3 = \underline{\hspace{2cm}}$$

$$2 - 1 = \underline{\hspace{2cm}}$$

$$5 - 4 = \underline{\hspace{2cm}}$$


$$3 - 2 = \underline{\hspace{2cm}}$$

$$1 + 1 = \underline{\hspace{2cm}}$$

$$4 + 0 = \underline{\hspace{2cm}}$$


$$1 + 2 = \underline{\hspace{2cm}}$$

$$3 + 2 = \underline{\hspace{2cm}}$$

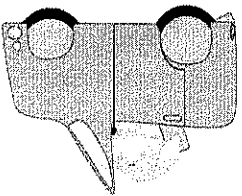


Name \_\_\_\_\_

2 bunnies like to hop.



1 bunny likes to drive.



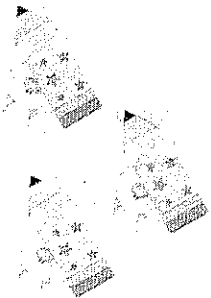
How many bunnies in all?

$$2 + 1 = \underline{\quad}$$

1 bunny has a book.



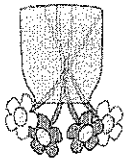
3 bunnies have big pencils.




How many bunnies in all?

$$\underline{\quad} + \underline{\quad} = \underline{\quad}$$

4 flowers are in this jar.



The girl has 1 flower.



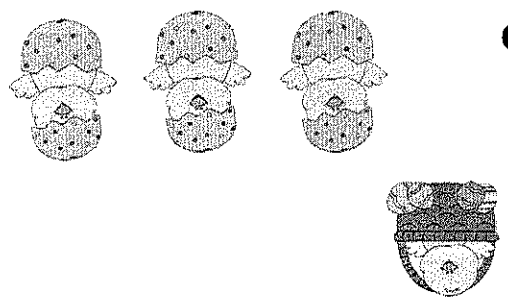
How many flowers in all?

$$\underline{\quad} + \underline{\quad} = \underline{\quad}$$

Name \_\_\_\_\_

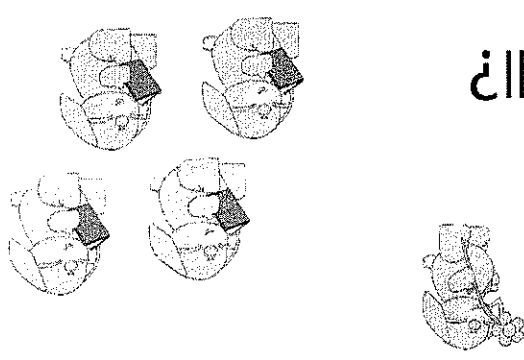
1 chick is in the basket.  
3 chicks are in eggs.  
How many chicks in all?

$1 + 3 = \underline{\quad}$




1 bunny has a flower.  
4 bunnies have books.  
How many bunnies in all?

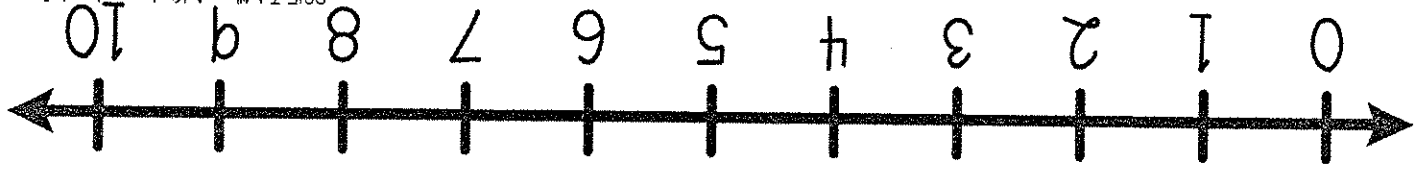
$\underline{\quad} + \underline{\quad} = \underline{\quad}$





2 bunnies are in hats.  
1 bunny is in an egg.  
How many bunnies in all?

$\underline{\quad} + \underline{\quad} = \underline{\quad}$



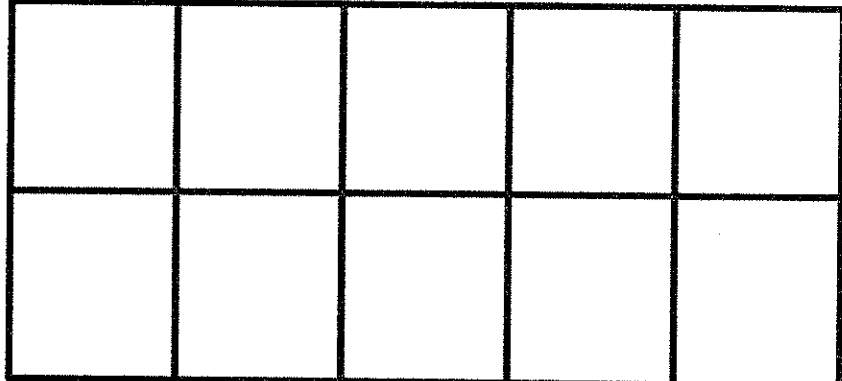


Ann has






books left.

Show your answer on a number line.



Show your answer on a ten frame.

Draw a picture of the problem. Write an equation on the line.

Ann has 5 books. She lost 4 books.




How many books does Ann have left?

Read the word problem. Use the pictures to help you read.

Name \_\_\_\_\_








Show your answer on a number line.


Show your answer on a ten frame.

Flowers in all.





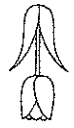
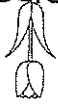



Tim has



Draw a picture of the problem. Write an equation on the line.

Tim has 6 flowers. Mia gives Tim 4 more flowers.

How many flowers does Tim have in all?

Read the word problem. Use the pictures to help you read.

Name \_\_\_\_\_